

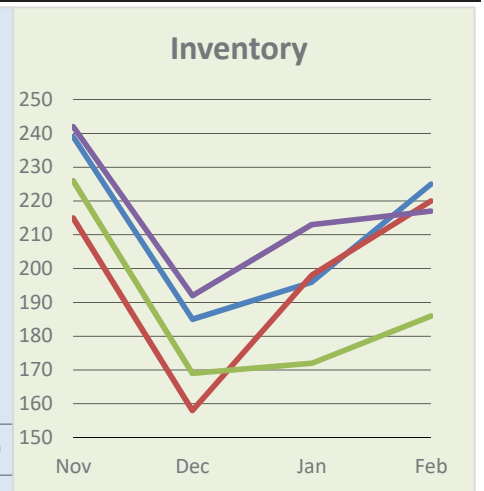
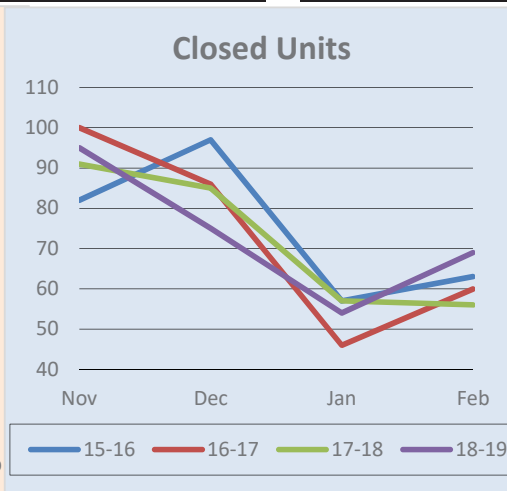
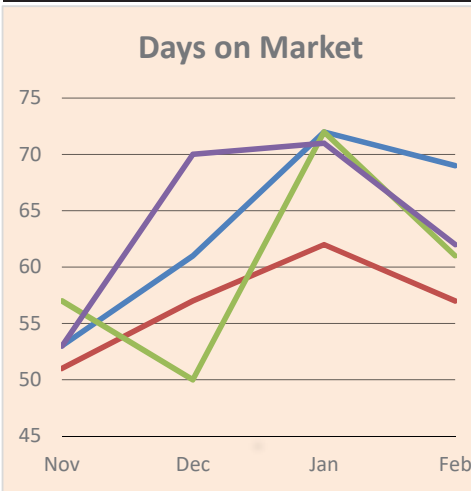
LONGMONT & SURROUNDING AREAS RESIDENTIAL STATISTICS

February 2019



Single Family	Feb-18	Feb-19	% Chg
Total # Sold - Month	56	69	23.2%
# Sold - YTD	113	123	8.8%
Avg Days on Market	61	62	1.6%
# of Active Listings	186	217	16.7%
Median Sales Price	415,000	433,000	4.3%
Average Sales Price	426,479	462,629	8.5%

Attached Dwelling	Feb-18	Feb-19	% Chg
Total # Sold - Month	22	15	-31.8%
# Sold - YTD	41	31	-24.4%
Avg Days on Market	74	71	-4.1%
# of Active Listings	66	107	62.1%
Median Sales Price	331,775	315,000	-5.1%
Average Sales Price	332,782	314,867	-5.4%



Boulder County Plains - Area 5

Firestone, Frederick, Dacono

Single Family	Feb-18	Feb-19	% Chg
Total # Sold - Month	37	27	-27.0%
# Sold - YTD	67	53	-20.9%
Avg Days on Market	37	92	148.6%
# of Active Listings	194	208	7.2%
Median Sales Price	699,000	731,000	4.6%
Average Sales Price	890,688	902,048	1.3%

Single Family	Feb-18	Feb-19	% Chg
Total # Sold - Month	38	35	-7.9%
# Sold - YTD	66	68	3.0%
Avg Days on Market	38	69	81.6%
# of Active Listings	135	186	37.8%
Median Sales Price	390,250	390,000	-0.1%
Average Sales Price	397,897	391,717	-1.6%



KYLE SNYDER
ACCOUNT EXECUTIVE
CELL 720-534-8355
ksnyder@firstam.com

Data obtained from Longmont Association of REALTORS® & based on information from IRES, LLC for the period 1/1/2007 through present. Information deemed reliable but not guaranteed.



First American Title™

303.305.1300 | www.firstam.com